



PAK SUZUKI MOTOR CO. LTD.

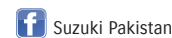
Head Office Karachi:
DSU-13, Pak Steel Industrial Estate, Bin Qasim, Karachi.
Call Centre: 111-SUZUKI (021-111-789-854)
Tel: 34723551-58 Fax: 34723521-3
E-mail: customercentre@paksuzuki.com.pk
Website: www.suzukipakistan.com

Regional Office South:
Plot No. 49-B, Block No. 6,
PECHS, Main Shahrah-e-Faisal,
Karachi.


Regional Office Central Punjab:
1ST FLOOR, SILVER STAR MALL,
FORTRESS STADIUM, LAHORE
Tel: 042-35775456-7
Fax: 042-35775467

Regional Office South Punjab:
Office No. 402, 4th Floor,
United Mall, Abdali road, Multan
Tel: 061-4586489, 4516491,
Fax: 061-4581353

Regional Office North:
3rd Floor Malhi Plaza, Opp. Ministry of
Defence, Production Building,
Murree Road, Rawalpindi, Cantt.
Tel: 051-5130229-31 Fax: 051-5130232



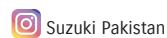
Suzuki Pakistan



Suzuki Pakistan



SuzukiPakistan



Suzuki Pakistan



ALL NEW
ALTO
660CC



GENERATION SUZUKI

THE CAR FOR THE NEW GENERATION

FUEL-EFFICIENT - SPACIOUS - MODERN DESIGN

JAPANESE TECHNOLOGY - WARRANTY: 3 YEARS OR 60,000 KM



ALL NEW ALTO 660CC

The all new Suzuki Alto is revving up to add pace in your life. From economy to aesthetics and from spaciousness to technology, the new model gives you everything in one car, so that you're in control of your life. The all new Alto offers an exuberant experience for the young generation and also for those who are young at heart.

With improved manoeuvrability, fuel efficiency, optimal power-to-weight ratio and a spacious body, the all new Alto has been designed as an excellent hatchback car offering its young audience enhanced performance, quality and reliability.

PROPORTIONS TO DRIVE FOR

The aerodynamic design with unique lines and curves gives the car a young and vibrant look. The design of all the panels, the wheelbase and the cabin will certainly please your senses. The aesthetically designed door panels accentuate the richness of the sharp design as well as gives the car a lively appearance.



IRRESISTIBLY STYLISH BACK

The unique rear end design inspires a moment of awe and appreciation. The back door emphasizes the shape of the rear end while the tail lamps fitted in the rear bumper complete the compact design. The all new Alto comes in a variety of colours and you might find it difficult to settle for a choice.



COLOURS



Pearl Black



Silky Silver



Solid White

A CAR MAKING ITS MARK

The all new Alto is the perfect blend of form and function. Whether you're looking for convenience or liveliness, this car has everything for you. All the lines and panels, the front mask and the interior are stylishly set while the headlamps in a bold design instantly grab your attention.





UNWIND AND LET THE STORY UNFOLD





REFINED FUEL EFFICIENCY TO GO WITH EVERYDAY LIFE

With the improved R series engine (R06A Type), high power-to-weight ratio, increased strength and the aerodynamic shape, the all new Alto is a highly reliable and fuel-efficient hatchback vehicle.





THE R SERIES ENGINE

The all new Alto has a 660cc three-cylinder petrol engine known as the R06A. Whether you're driving through streets full of traffic or cruising up the highway, this highly efficient engine provides you with the power, reliability, fuel economy and control you need.

The innovative transmission system minimizes torque loss, providing smooth transition and acceleration through all of its five gears. The setting of clutch and ECU/ECM optimizes the control operation of the engine's working and contributes to better fuel efficiency.



ENHANCED COMFORT AND CONVENIENCE

The all new Alto is a highly efficient performance car that makes your daily shopping and outings a pleasant experience. Spacious cabin and storage accessories of the new model ensure complete comfort for you and your family.



1. Storage Space

The all new Alto offers sufficient storage space with additional console drink holders that are a part of the standard offering.

3. Media Player with Touch Screen

The dashboard panel has an integrated media player with a touch screen that you can conveniently use while driving. It has screen mirroring option, Bluetooth calling, auxiliary cable and USB support functions.

2. Luggage Under Box

A luggage under the box offers storage space of umbrellas and other objects.

Packing Space Opening **690mm**

Upper Opening Width **1,065mm**

Lower Opening Width **1,065mm**

Packing Space Opening Height **690mm**



KEEPS YOU SAFE

Since the all new Alto drives you and your loved ones, we keep the safety features and performances thoroughly checked to ensure a safe and comfortable journey. The all new Alto 660cc is inbuilt with safety features such as seat belts, ABS brakes and airbags to protect you from impact and danger. You can always go on long drives with complete sense of security.

SRS Airbags

When the sensor detects more than a certain impact, the airbag is instantly deployed. Together with the effects of the seat belt, it reduces the impact on the head and chest of front occupants.

- * Since the SRS airbag system is a device to assist the seat belt, **be sure to wear a seat belt.**
- * Be sure to read the instruction manual carefully as there are items to be noted.

SRS = Supplemental Restraint System



Seat Belt

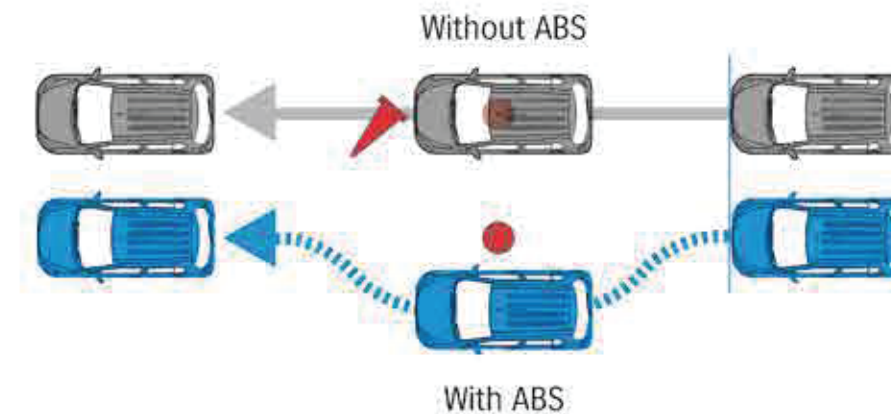
Suzuki Alto is equipped with seat belts. A seat belt reduces the likelihood of death or serious injury in a traffic collision by reducing the force of secondary impacts with interior strike hazards, by keeping occupants positioned correctly for maximum effectiveness of the airbag (if equipped), and by preventing occupants being ejected from the vehicle in a crash or if the vehicle rolls over.



ABS with EBD

During sudden braking on slippery surfaces, four-wheel ABS is activated. It prevents tyre locks, stabilizes the car body, and helps handle obstacles by steering. Furthermore, it is equipped with an EBD (Electronically Controlled Braking force Distribution System) that automatically helps maintain control by sending the optimum amount of force to the front and rear wheels.

ABS = Anti-lock Brake System
EBD = Electronic Brake force Distribution ER Impact Mitigation Structure



Immobilizer

When the immobilizer engine is started, the ID code on the portable remote control side and the vehicle side is electronically authenticated. The engine will not start if there is no match and the immobilizer will effectively suppress vehicle theft.



Security Alarm System

When the security alarm system is activated and the door is unlocked by an operation other than the request switch or keyless entry, a hazard theft alarm and a horn alert you.

Theft alarm equipped car sticker is attached to the vehicle.





SRS AIRBAG

ACCESSORIES



REAR UPPER SPOILER

More than an accessory for outlook, the rear upper spoiler enhances the airflow over the vehicle.



STEERING WHEEL COVER

The all new Alto offers an exquisitely designed steering wheel cover that enhances the overall look of the interior.



SEAT COVER

The exquisite seat covers of the all new Alto 660CC give the interior an elegant feel. The colours of the seats perfectly harmonize with other aspects of the vehicle.



SPARE TYRE KIT

Your spare tyre kit is set to assist you whenever you need to replace the wheel of the vehicle.

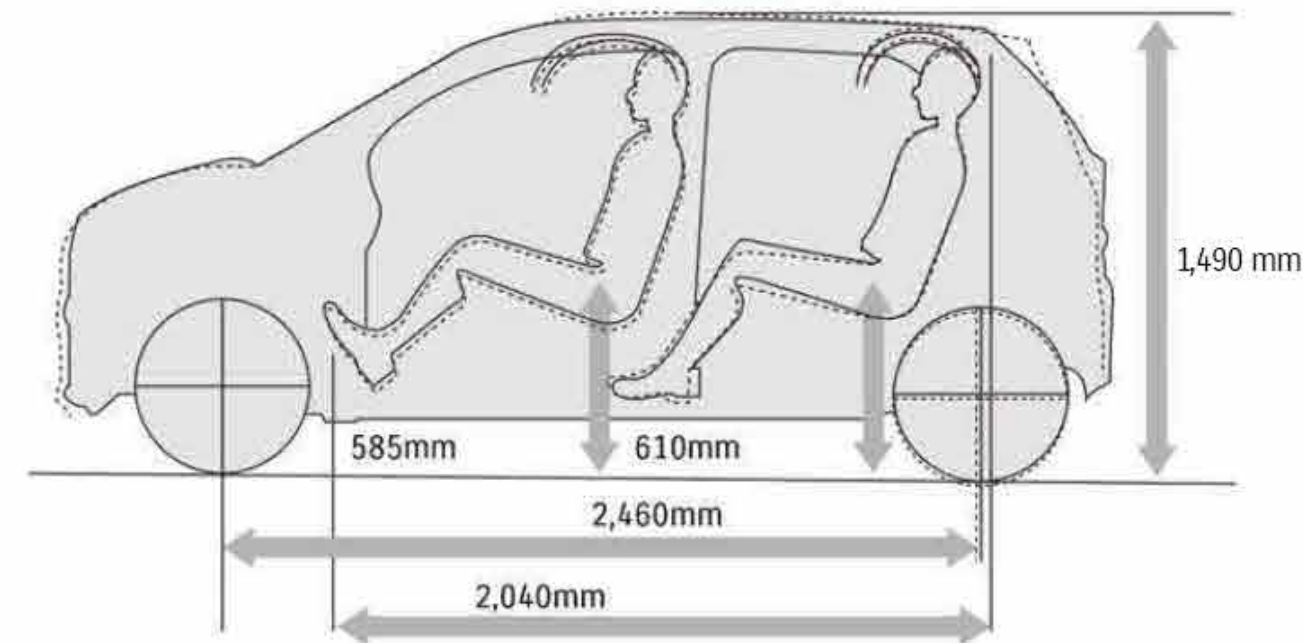
MANOEUVRABILITY

With its tight turning circle, the all new Alto is capable of working through streets with immense ease.



SPACIOUSNESS

The interior of the all new Alto is designed for comfort and convenience. Whether you're driving in the town or going for a long drive, you will be pleased to recline and relax in the spacious interior of the car.



*Accessories are not included in standard variants.

MAJOR EQUIPMENT

	VX	VXR	VXR AGS	VXL
Transmission	5MT	5MT	AGS	AGS
Drive	2WD	2WD	2WD	2WD
SAFETY, SECURITY AND ENVIRONMENTAL COMPATIBILITY				
Dual airbags	x	•	•	•
ABS	x	x	•	•
Front seat belt force-limiters	x	•	•	•
High-mounted stop lamp	•	•	•	•
Front disc brake	•	•	•	•
Immobilizer	•	•	•	•
Childproof rear door locks	•	•	•	•
Hill Hold Control	x	x	•	•
COMFORT				
Air conditioner	x	•	•	•
Heater	•	•	•	•
Front defroster/Side demister	•	•	•	•
Audio	1 Din	2 Din	2 Din	Touch screen
Antenna	•	•	•	•
Number of speakers	x	Front2	Front2	Front2
Audio bracket	•	•	•	•
Keyless entry	•	•	•	•
Security system	•	•	•	•
Central door locks	•	•	•	•
Electric windows (Power windows)	x	x	x	•
Power steering	•	•	•	•
Touch screen	x	x	x	•
INSTRUMENT PANEL				
Low fuel warning lamp	•	•	•	•
Accessory socket	•	•	•	•
Door ajar warning light	•	•	•	•
Side louvre accent	•	•	•	•

Glove box lid	•	•	•	•
IP centre under tray	•	•	•	•
Dial-type climate control	•	•	•	•
INTERIOR				
Sun visor	•	•	•	•
Assist grips	•	•	•	•
Cabin light (3-position)	•	•	•	•
Floor carpet	•	•	•	•
Floor console	•	•	•	•
Drink holders	Front 2	•	•	•
	Rear 2	•	•	•
Interior colour	Single Tone	Single Tone	Single Tone	Dual Tone
Speaker grille	•	•	•	•
EXTERIOR				
Front grille	•	•	•	•
Outside mirrors type	Foldable with Mirror adjustment		Electrical retractable	
Coloured door mirror	Black piano			•
Outside door handles - coloured	Black	Black	Black	•
Front & Rear Bumper	Unpainted	Painted	Painted	Painted
OTHERS				
Door switch	5	5	5	5
Full wheel covers	x(Centre cap)	x(Centre cap)	x(Centre cap)	•
Spare tyre	Repair kit	Repair kit	Repair kit	Repair kit
Key off reminder/Audible on reminder	•	•	•	•
Tyre size	145/80R13	145/80R13	145/80R13	145/80R13

• Available x Not available

PAK SUZUKI MOTOR COMPANY LTD reserves the right to change, without notice, prices, colours, material, equipment, specifications and models and also to discontinue models.

MAJOR SPECIFICATIONS

Steering		RHD
Number of doors		5
Engine		Petrol 0.658L
DIMENSIONS		
Overall length	mm	3,395
Overall width	mm	1,475
Overall height	mm	1,490
Wheelbase	mm	2,460
Tread	Front	mm 1,305
	Rear	mm 1,310
Minimum turning radius	m	4.2
Minimum ground clearance	mm	170
CAPACITIES		
Seating capacity	Persons	4
Fuel tank capacity	Litres	27
Luggage capacity		125 litres / 446 litres
ENGINE		
Type		R06A
Number of cylinders		3
Number of valves		12
Piston displacement	cm3	658
Bore X stroke	mm	64.0 x 68.2
Compression ratio		10 : 1
Maximum output	kW / rpm	29 / 6,500
Maximum torque	N.m / rpm	56 / 4,000
Fuel distribution		Multipoint Injection
TRANSMISSION		
Type		5MT AGS
Gear Ratio	1st	4.300 4.300

	2nd	2.470	2.588
	3rd	1.521	1.608
	4th	1.093	1.093
	5th	0.897	0.837
	Reverse	3.272	3.272
Final gear ratio		4.388	4.705
WEIGHTS			
Kerb weight	Kg	650 / 670	
Gross Weight	Kg	1,050	
CHASSIS			
Steering		Rack & pinion	
Brakes	Front	Solid disc	
	Rear	Drum, leading & trailing	
Suspension	Front	MacPherson strut with coil spring	
	Rear	Torsion beam with coil spring	
Tyres		145 / 80R13	

*This specification is subject to change without prior notice.

Dimensional Car Unit (x2 WD Car)
Unit: mm

